



**Address:**  
79-767 Avenue 39  
Indio, CA 92203

# Local Control Funding Formula (LCFF) State Priorities Snapshot 2015–16 Reporting Desert Ridge Academy

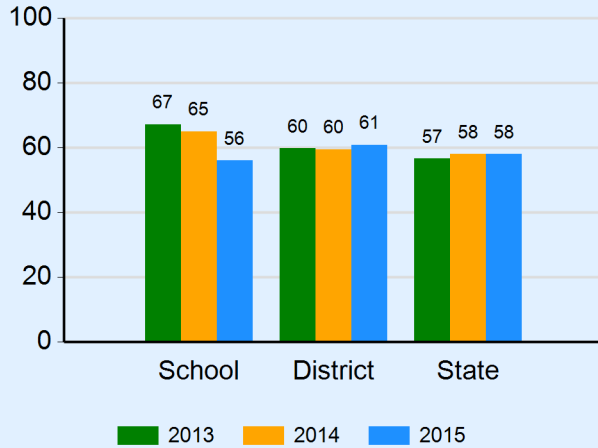
County-District-School Code: 33-67058-0119305  
District: Desert Sands Unified  
Grades Offered: 6-8

## Student Achievement

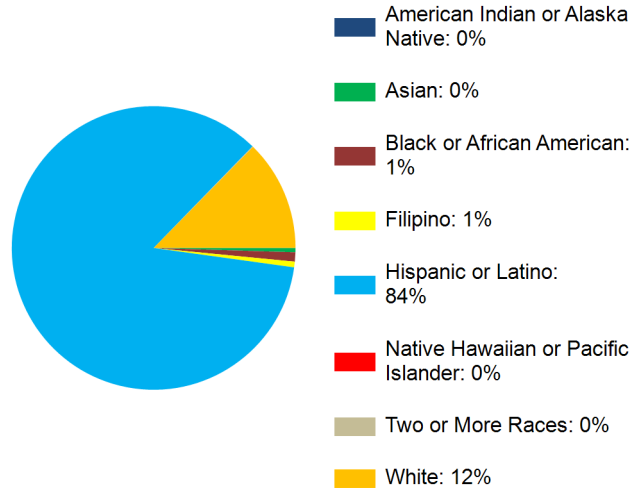
## Enrollment (1,249)

## School Climate

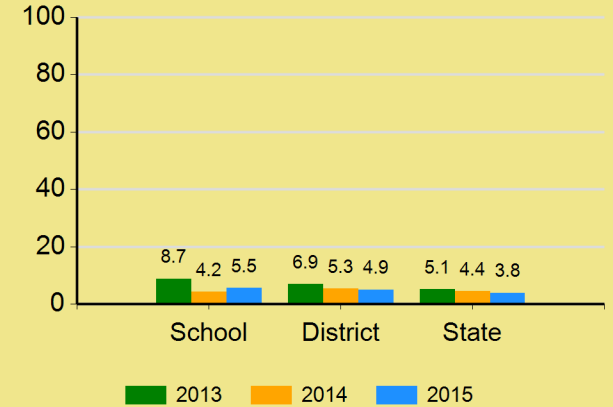
**Percent of English Learner Students Who Made Progress Toward English Proficiency**



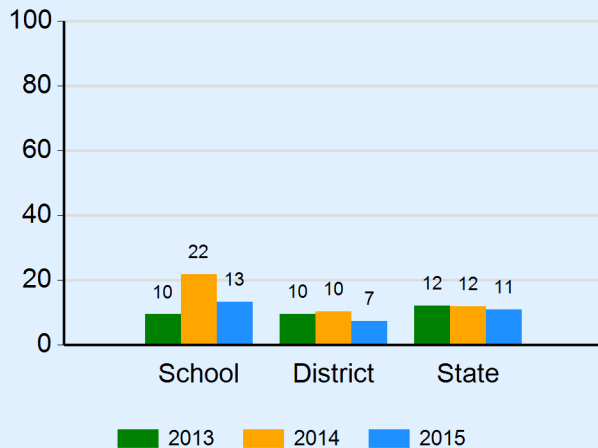
**2014-15 Enrollment by Race/Ethnicity**



**Percent of Students Suspended**



**Percent of English Learner Students Who Were Reclassified**



**2014-15 Enrollment by Program Eligibility**

English Learner (EL)	282 (23%)
Foster Youth (FY)	5 (0%)
Socioeconomically Disadvantaged (SED)	998 (80%)
Students With Disabilities (SWD)	143 (11%)

**Percent of Students Expelled**

Level	2013	2014	2015
School	0.09%	0.00%	0.45%
District	0.35%	0.22%	0.23%
State	0.13%	0.10%	0.09%

## Student Engagement

**Middle Grade Dropout Counts and Rate**

Level	2013	2014	2015
School	0 (0.0%)	0 (0.0%)	0 (0.0%)
District	3 (0.2%)	2 (0.1%)	1 (0.1%)
State	2,870 (0.6%)	1,185 (0.3%)	1,262 (0.3%)

Middle Grade dropout counts include all students in grade 8 and students in grade 9 for schools where the highest grade of enrollment is grade 9 (e.g., 7-9).

## Student Engagement: Student Groups

(Desert Ridge Academy)

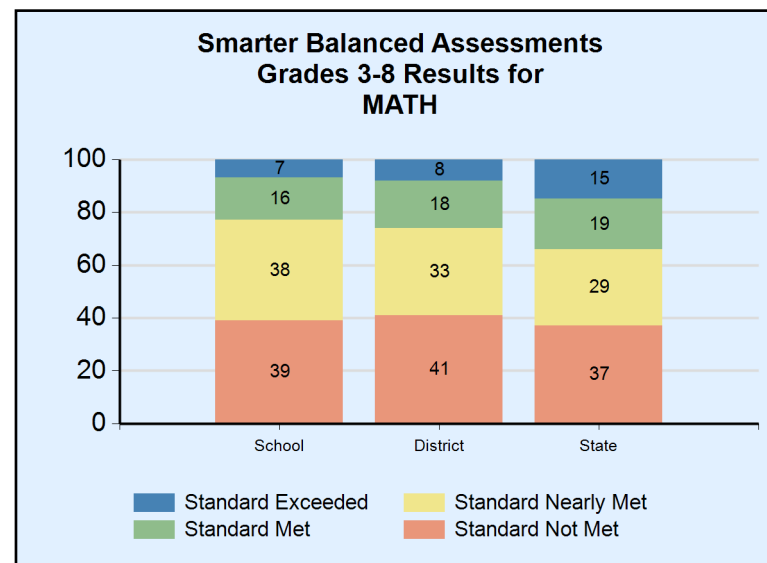
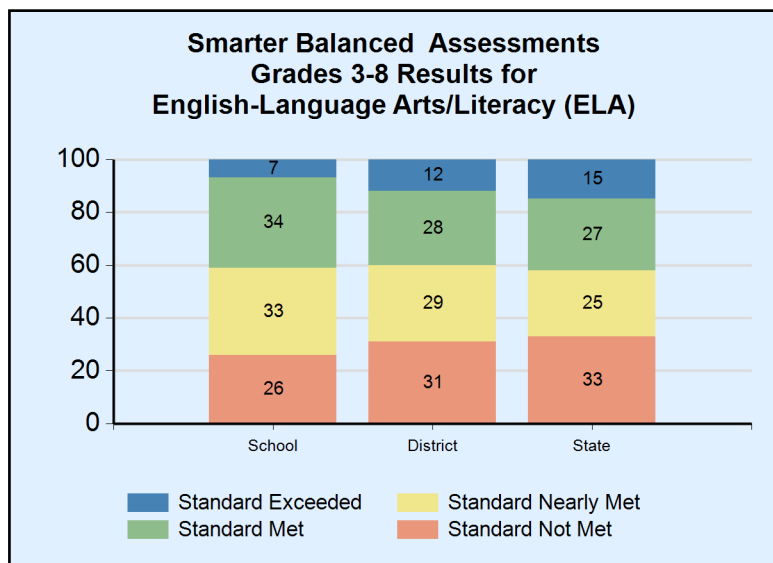
### Middle Grade Dropout Counts and Rate

Race/Ethnicity	2013	2014	2015
Black or African American	0 (0.0%)	0 (0.0%)	0 (0.0%)
American Indian or Alaska Native	0 (0.0%)	0 (0.0%)	--
Asian	0 (0.0%)	0 (0.0%)	0 (0.0%)
Filipino	0 (0.0%)	0 (0.0%)	0 (0.0%)
Hispanic or Latino	0 (0.0%)	0 (0.0%)	0 (0.0%)
Native Hawaiian or Pacific Islander	0 (0.0%)	0 (0.0%)	--
White	0 (0.0%)	0 (0.0%)	0 (0.0%)
Two or More Races	0 (0.0%)	0 (0.0%)	--

Program Eligibility	2013	2014	2015
English Learners	0 (0.0%)	0 (0.0%)	0 (0.0%)
Socioeconomically Disadvantaged	0 (0.0%)	0 (0.0%)	0 (0.0%)
Students with Disabilities	0 (0.0%)	0 (0.0%)	0 (0.0%)
Foster Youth	0 (0.0%)	0 (0.0%)	--

"--" : Data not available or the student group had less than 30 students or less than 15 students designated as foster youth.

## Student Achievement

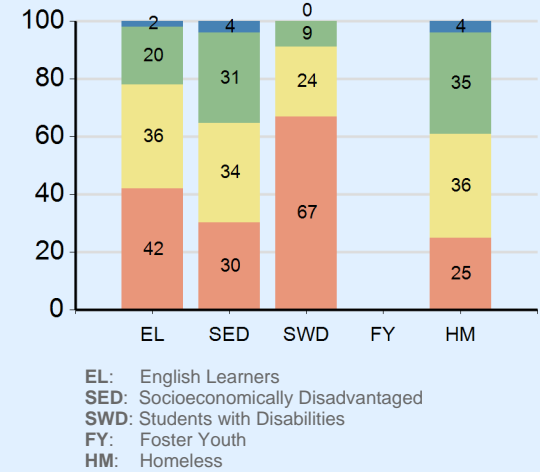
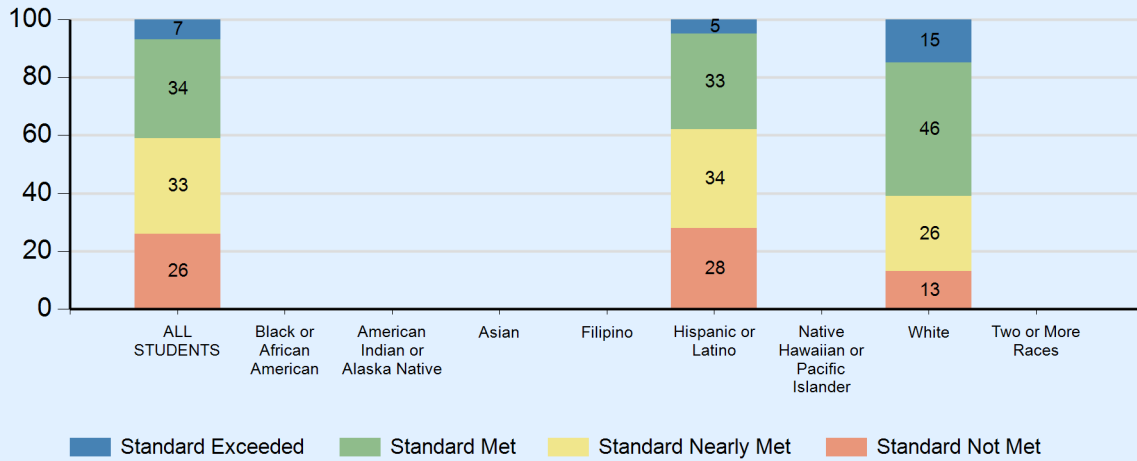


Note: The first administration of the Smarter Balanced Assessments in ELA and mathematics occurred in the spring of 2015. Therefore, only one year of Smarter Balanced data are available.

# Student Achievement: Student Groups

(Desert Ridge Academy)

### Smarter Balanced Assessments Grades 3-8 Results for ELA



### Smarter Balanced Assessments Grades 3-8 Results for MATH

