



Address:
44-300 Monroe St.
Indio, CA 92201

Local Control Funding Formula (LCFF) State Priorities Snapshot 2015-16 Reporting Herbert Hoover Elementary

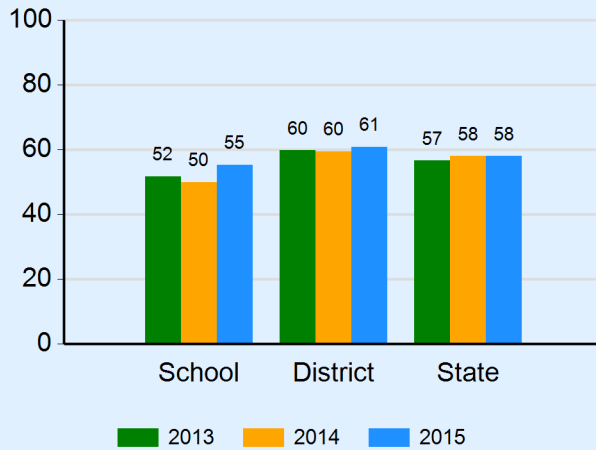
County-District-School Code: 33-67058-6031967
District: Desert Sands Unified
Grades Offered: K-5

Student Achievement

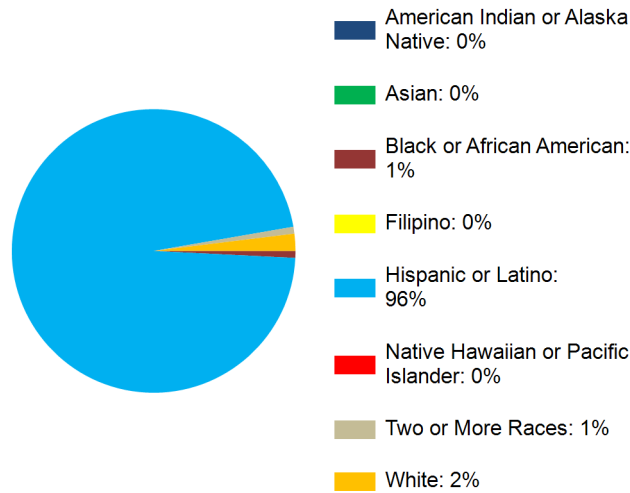
Enrollment (514)

School Climate

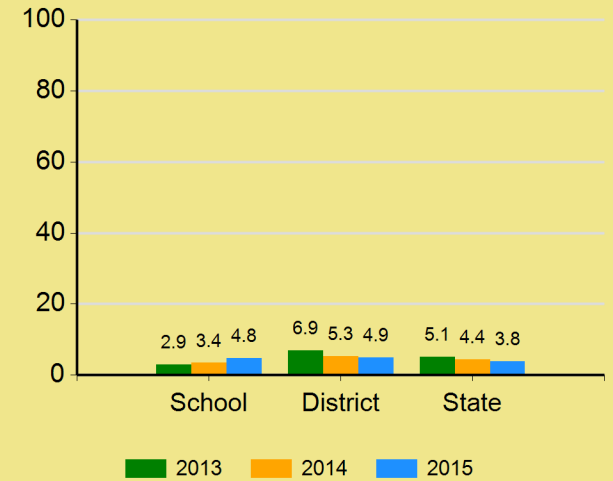
Percent of English Learner Students Who Made Progress Toward English Proficiency



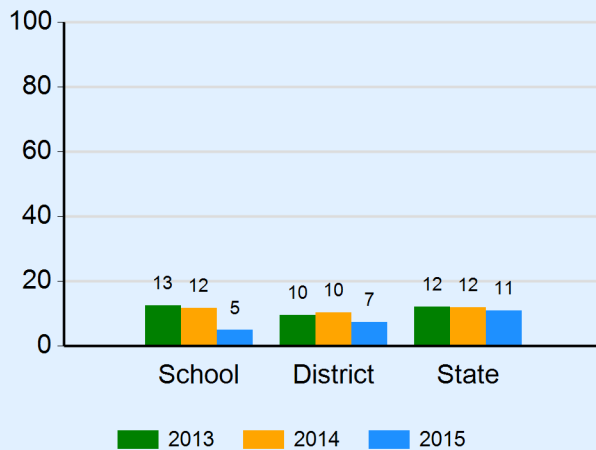
2014-15 Enrollment by Race/Ethnicity



Percent of Students Suspended



Percent of English Learner Students Who Were Reclassified



2014-15 Enrollment by Program Eligibility

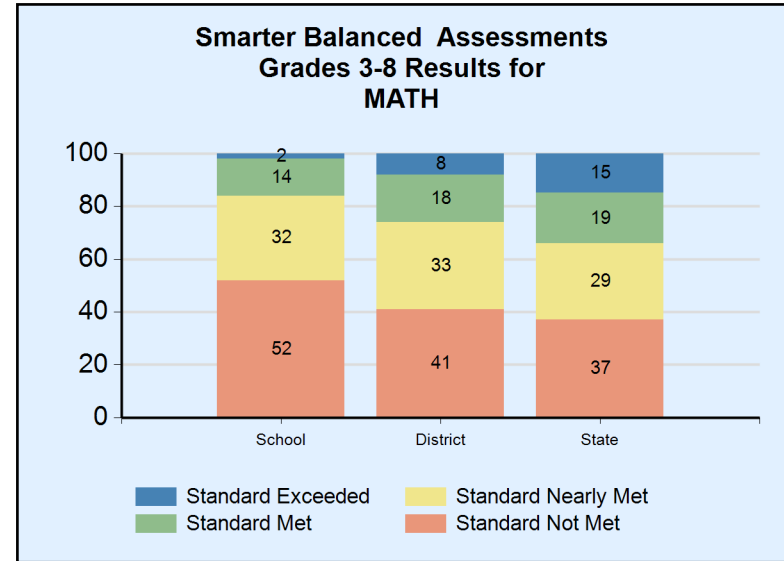
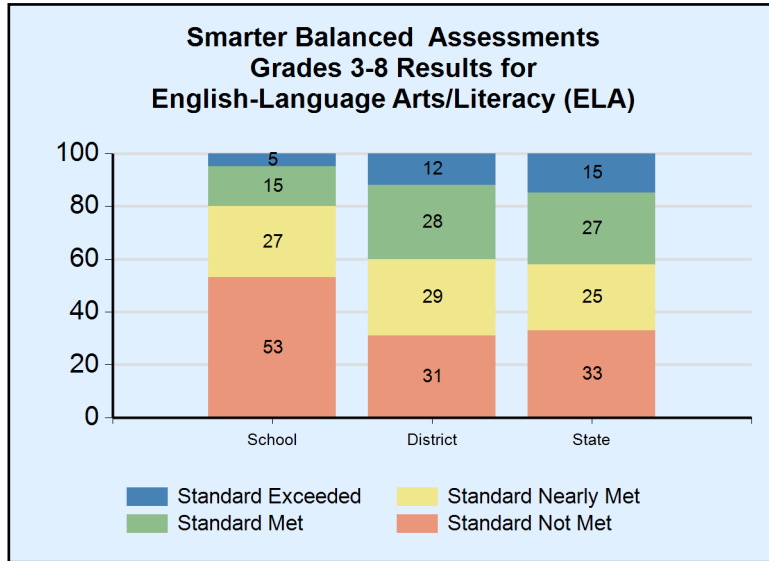
English Learner (EL)	307 (60%)
Foster Youth (FY)	7 (1%)
Socioeconomically Disadvantaged (SED)	493 (96%)
Students With Disabilities (SWD)	43 (8%)

Percent of Students Expelled

Level	2013	2014	2015
School	0.00%	0.00%	0.00%
District	0.35%	0.22%	0.23%
State	0.13%	0.10%	0.09%

Student Achievement

(Herbert Hoover Elementary)



Note: The first administration of the Smarter Balanced Assessments in ELA and mathematics occurred in the spring of 2015. Therefore, only one year of Smarter Balanced data are available.

Current law requires local educational agencies to annually update their local control and accountability plans (LCAPs), which contain approximately 26 data elements. The State Priorities Snapshot provides three years of data for those elements where state-level data are available. However, not all measures have three years of data. For example, foster youth data are only available for 2014 and 2015; therefore, only two years of foster youth data are displayed where applicable.

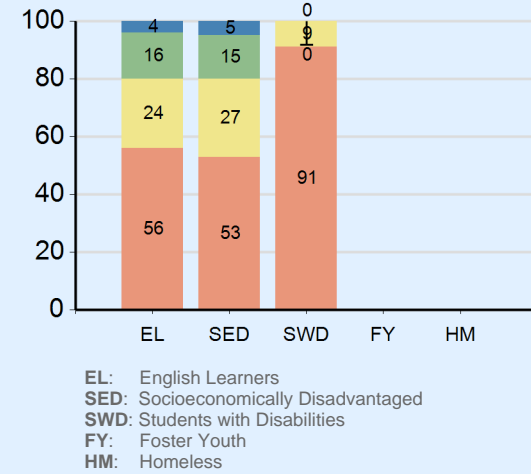
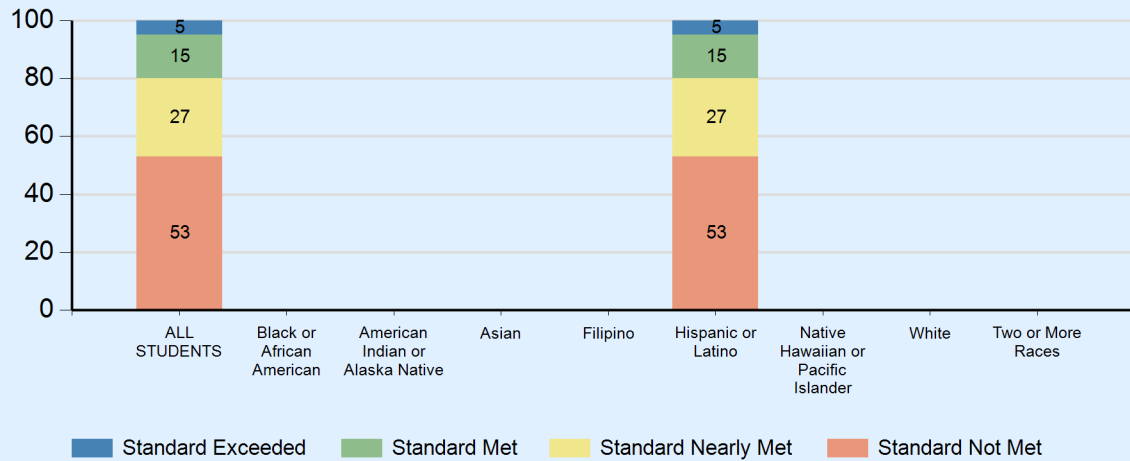
There are three main areas emphasized in the State Priorities Snapshot: Student Achievement, Student Engagement, and School Climate. The year identified in the charts refer to the end of the academic school year. For example, the year "2014" represents data for the 2013–14 academic school year.

For detailed information on each data element, including calculations methods, please view the Glossary at <http://www.cde.ca.gov/snapshot>.

Student Achievement: Student Groups

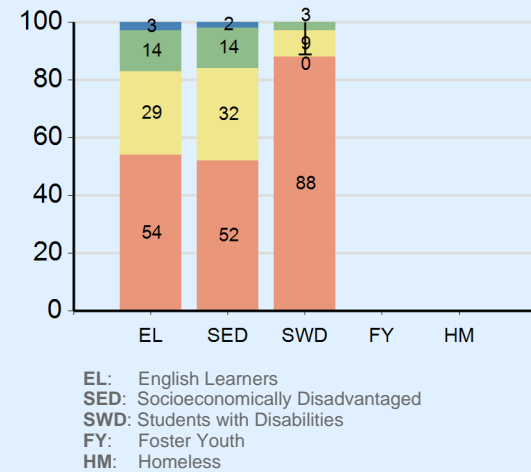
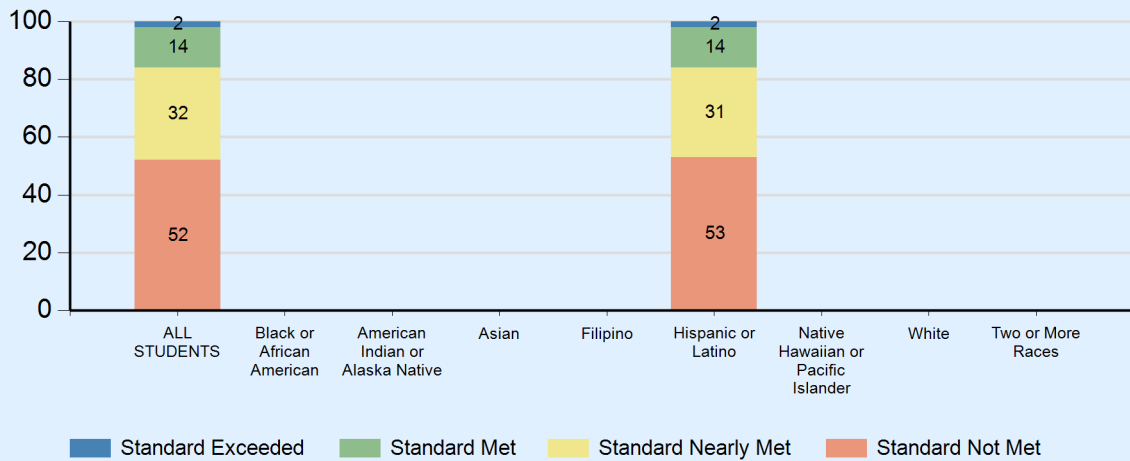
(Herbert Hoover Elementary)

Smarter Balanced Assessments Grades 3-8 Results for ELA



EL: English Learners
 SED: Socioeconomically Disadvantaged
 SWD: Students with Disabilities
 FY: Foster Youth
 HM: Homeless

Smarter Balanced Assessments Grades 3-8 Results for MATH



EL: English Learners
 SED: Socioeconomically Disadvantaged
 SWD: Students with Disabilities
 FY: Foster Youth
 HM: Homeless