



**Address:**  
78-870 Avenue 50  
La Quinta, CA 92253

# Local Control Funding Formula (LCFF) State Priorities Snapshot 2015-16 Reporting Harry S. Truman Elementary

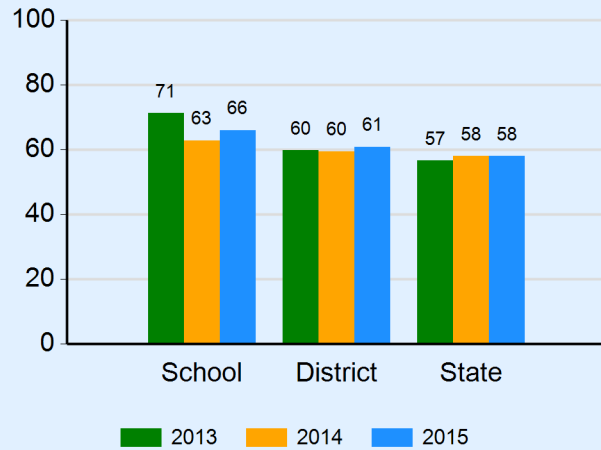
County-District-School Code: 33-67058-6106082  
District: Desert Sands Unified  
Grades Offered: K-5

## Student Achievement

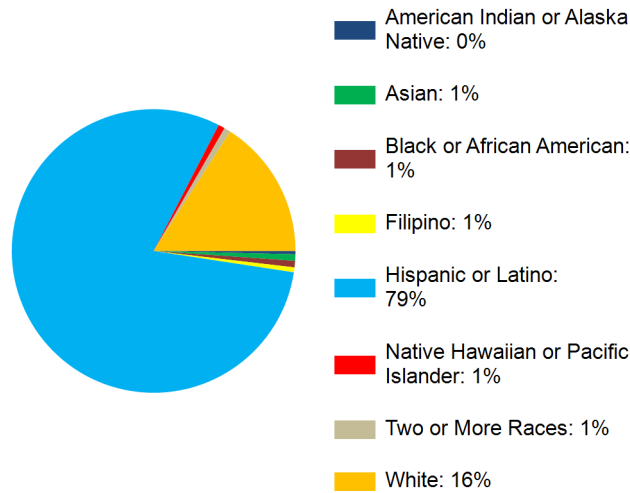
## Enrollment (548)

## School Climate

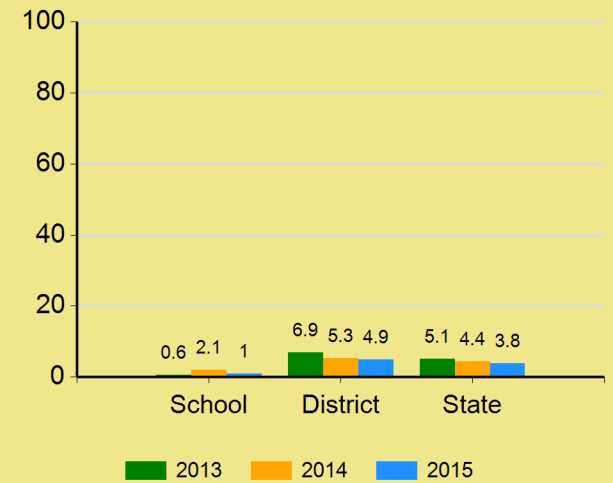
**Percent of English Learner Students Who Made Progress Toward English Proficiency**



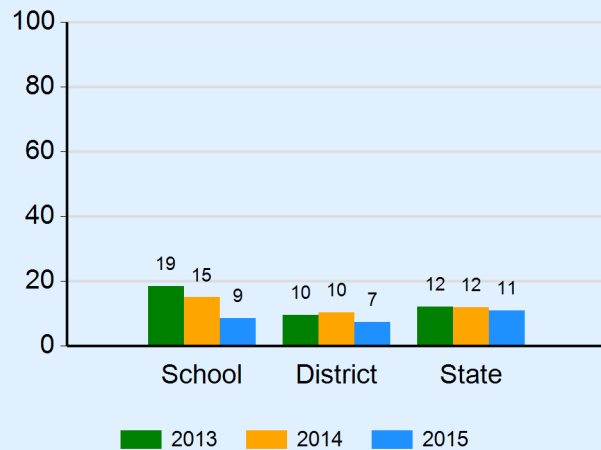
**2014-15 Enrollment by Race/Ethnicity**



**Percent of Students Suspended**



**Percent of English Learner Students Who Were Reclassified**



**2014-15 Enrollment by Program Eligibility**

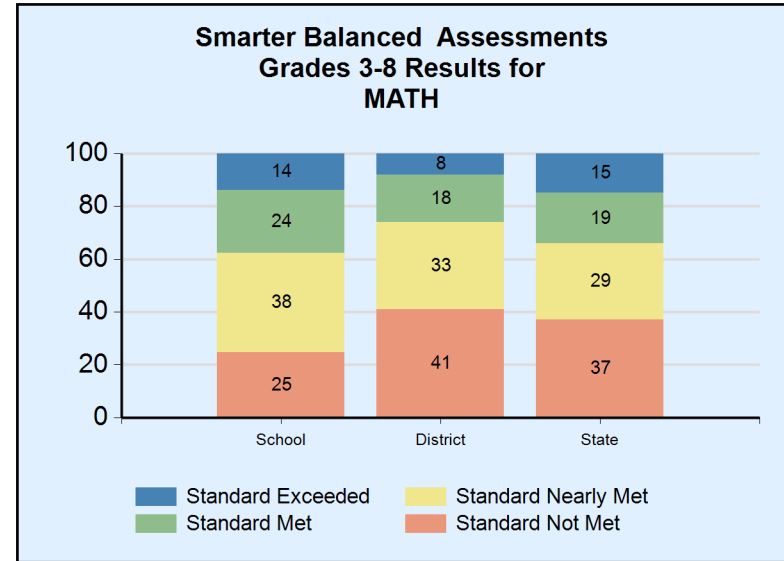
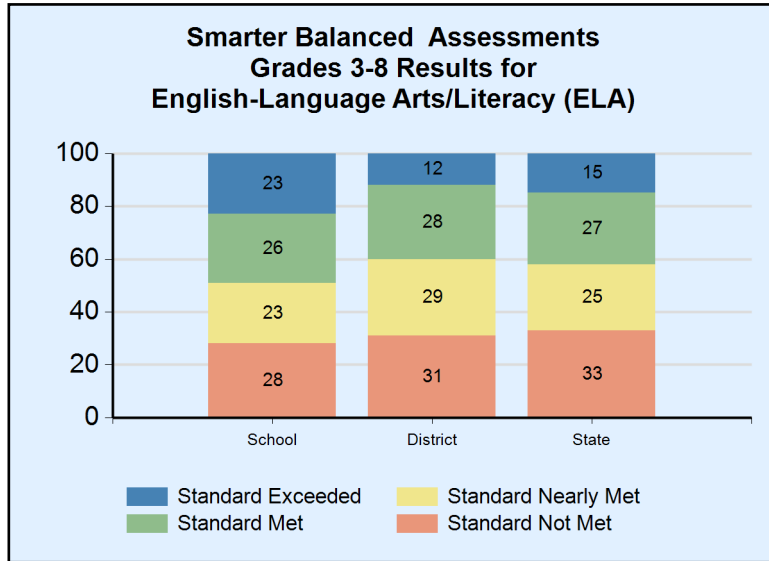
English Learner (EL)	183 (33%)
Foster Youth (FY)	3 (1%)
Socioeconomically Disadvantaged (SED)	437 (80%)
Students With Disabilities (SWD)	51 (9%)

**Percent of Students Expelled**

Level	2013	2014	2015
School	0.00%	0.00%	0.00%
District	0.35%	0.22%	0.23%
State	0.13%	0.10%	0.09%

## Student Achievement

(Harry S. Truman Elementary)



Note: The first administration of the Smarter Balanced Assessments in ELA and mathematics occurred in the spring of 2015. Therefore, only one year of Smarter Balanced data are available.

Current law requires local educational agencies to annually update their local control and accountability plans (LCAPs), which contain approximately 26 data elements. The State Priorities Snapshot provides three years of data for those elements where state-level data are available. However, not all measures have three years of data. For example, foster youth data are only available for 2014 and 2015; therefore, only two years of foster youth data are displayed where applicable.

There are three main areas emphasized in the State Priorities Snapshot: Student Achievement, Student Engagement, and School Climate. The year identified in the charts refer to the end of the academic school year. For example, the year "2014" represents data for the 2013–14 academic school year.

For detailed information on each data element, including calculations methods, please view the Glossary at <http://www.cde.ca.gov/snapshot>.

## Student Achievement: Student Groups

(Harry S. Truman Elementary)

